

uCertify

Course Outline

CertNexus Certified Cyber Secure Coder®



03 May 2024

1. Course Objective
2. Pre-Assessment
3. Exercises, Quizzes, Flashcards & Glossary
Number of Questions
4. Expert Instructor-Led Training
5. ADA Compliant & JAWS Compatible Platform
6. State of the Art Educator Tools
7. Award Winning Learning Platform (LMS)
8. Chapter & Lessons

Syllabus

Chapter 1: Introduction

Chapter 2: Identifying the Need for Security in Your Software Projects

Chapter 3: Handling Vulnerabilities

Chapter 4: Designing for Security

Chapter 5: Developing Secure Code

Chapter 6: Implementing Common Protections

Chapter 7: Testing Software Security

Chapter 8: Maintaining Security in Deployed Software

Videos and How To

9. Practice Test

Here's what you get

Features

10. Live labs

Lab Tasks

Here's what you get

11. Post-Assessment

1. Course Objective

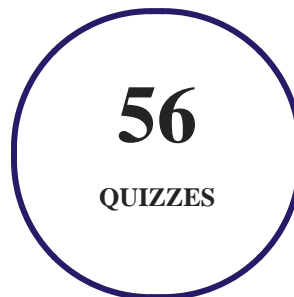
Gain hands-on experience to pass the CertNexus CSC-210 exam with the CertNexus Certified Cyber Secure Coder® course and lab. The lab is versatile and delivers hands-on experience, replacing expensive physical labs. The cybersecurity course and lab comprehensively cover the CSC-210 exam objectives and provide skills required to design and develop applications for various platforms and analyze security concerns outside of specific languages and platforms.

2. Pre-Assessment

Pre-Assessment lets you identify the areas for improvement before you start your prep. It determines what students know about a topic before it is taught and identifies areas for improvement with question assessment before beginning the course.

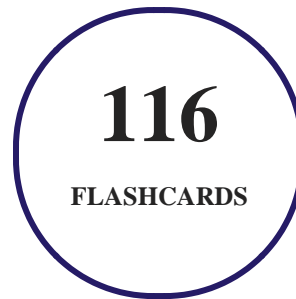
3. Quizzes

Quizzes test your knowledge on the topics of the exam when you go through the course material. There is no limit to the number of times you can attempt it.



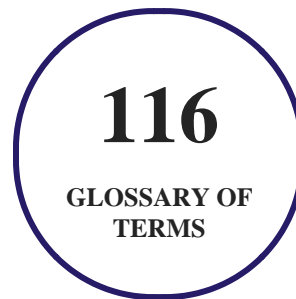
4. flashcards

Flashcards are effective memory-aiding tools that help you learn complex topics easily. The flashcard will help you in memorizing definitions, terminologies, key concepts, and more. There is no limit to the number of times learners can attempt these. Flashcards help master the key concepts.



5. Glossary of terms

uCertify provides detailed explanations of concepts relevant to the course through Glossary. It contains a list of frequently used terminologies along with its detailed explanation. Glossary defines the key terms.



6. Expert Instructor-Led Training

uCertify uses the content from the finest publishers and only the IT industry's finest instructors. They have a minimum of 15 years real-world experience and are subject matter experts in their fields. Unlike a live class, you can study at your own pace. This creates a personal learning experience and gives you all the benefit of hands-on training with the flexibility of doing it around your schedule 24/7.

7. ADA Compliant & JAWS Compatible Platform

uCertify course and labs are ADA (Americans with Disability Act) compliant. It is now more accessible to students with features such as:

- Change the font, size, and color of the content of the course
- Text-to-speech, reads the text into spoken words
- Interactive videos, how-tos videos come with transcripts and voice-over
- Interactive transcripts, each word is clickable. Students can clip a specific part of the video by clicking on a word or a portion of the text.

JAWS (Job Access with Speech) is a computer screen reader program for Microsoft Windows that reads the screen either with a text-to-speech output or by a Refreshable Braille display. Student can easily navigate uCertify course using JAWS shortcut keys.

8. State of the Art Educator Tools

uCertify knows the importance of instructors and provide tools to help them do their job effectively. Instructors are able to clone and customize course. Do ability grouping. Create sections. Design grade scale and grade formula. Create and schedule assessments. Educators can also move a student from self-paced to mentor-guided to instructor-led mode in three clicks.

9. Award Winning Learning Platform (LMS)

uCertify has developed an award winning, highly interactive yet simple to use platform. The SIIA CODiE Awards is the only peer-reviewed program to showcase business and education technology's finest products and services. Since 1986, thousands of products, services and solutions have been recognized for achieving excellence. uCertify has won CODiE awards consecutively for last 7 years:

- **2014**
 1. Best Postsecondary Learning Solution
- **2015**
 1. Best Education Solution

2. Best Virtual Learning Solution
3. Best Student Assessment Solution
4. Best Postsecondary Learning Solution
5. Best Career and Workforce Readiness Solution
6. Best Instructional Solution in Other Curriculum Areas
7. Best Corporate Learning/Workforce Development Solution

- **2016**

1. Best Virtual Learning Solution
2. Best Education Cloud-based Solution
3. Best College and Career Readiness Solution
4. Best Corporate / Workforce Learning Solution
5. Best Postsecondary Learning Content Solution
6. Best Postsecondary LMS or Learning Platform
7. Best Learning Relationship Management Solution

- **2017**

1. Best Overall Education Solution
2. Best Student Assessment Solution
3. Best Corporate/Workforce Learning Solution
4. Best Higher Education LMS or Learning Platform

- **2018**

1. Best Higher Education LMS or Learning Platform
2. Best Instructional Solution in Other Curriculum Areas
3. Best Learning Relationship Management Solution

- **2019**

1. Best Virtual Learning Solution
2. Best Content Authoring Development or Curation Solution
3. Best Higher Education Learning Management Solution (LMS)

- **2020**

1. Best College and Career Readiness Solution
2. Best Cross-Curricular Solution
3. Best Virtual Learning Solution

10. Chapter & Lessons

uCertify brings these textbooks to life. It is full of interactive activities that keeps the learner engaged. uCertify brings all available learning resources for a topic in one place so that the learner can efficiently learn without going to multiple places. Challenge questions are also embedded in the chapters so learners can attempt those while they are learning about that particular topic. This helps them grasp the concepts better because they can go over it again right away which improves learning.

Learners can do Flashcards, Exercises, Quizzes and Labs related to each chapter. At the end of every lesson, uCertify courses guide the learners on the path they should follow.

Syllabus

Chapter 1: Introduction

- Course Description
- How to Use This Course?
- Course-Specific Technical Requirements
- Install the Course Data Files

Chapter 2: Identifying the Need for Security in Your Software Projects

- TOPIC A: Identify Security Requirements and Expectations
- TOPIC B: Identify Factors That Undermine Software Security

- TOPIC C: Find Vulnerabilities in Your Software
- TOPIC D: Gather Intelligence on Vulnerabilities and Exploits

Chapter 3: Handling Vulnerabilities

- TOPIC A: Handle Vulnerabilities Due to Software Defects and Misconfiguration
- TOPIC B: Handle Vulnerabilities Due to Human Factors
- TOPIC C: Handle Vulnerabilities Due to Process Shortcomings

Chapter 4: Designing for Security

- TOPIC A: Apply General Principles for Secure Design
- TOPIC B: Design Software to Counter Specific Threats

Chapter 5: Developing Secure Code

- TOPIC A: Follow Best Practices for Secure Coding
- TOPIC B: Prevent Platform Vulnerabilities
- TOPIC C: Prevent Privacy Vulnerabilities

Chapter 6: Implementing Common Protections

- TOPIC A: Limit Access Using Login and User Roles

- TOPIC B: Protect Data in Transit and At Rest
- TOPIC C: Implement Error Handling and Logging
- TOPIC D: Protect Sensitive Data and Functions
- TOPIC E: Protect Database Access

Chapter 7: Testing Software Security

- TOPIC A: Perform Security Testing
- TOPIC B: Analyze Code to Find Security Problems
- TOPIC C: Use Automated Testing Tools to Find Security Problems

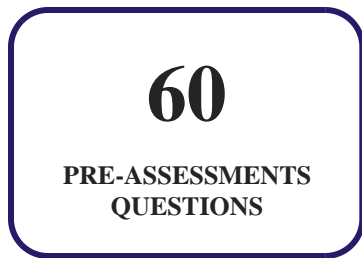
Chapter 8: Maintaining Security in Deployed Software

- TOPIC A: Monitor and Log Applications to Support Security
- TOPIC B: Maintain Security After Deployment

11. Practice Test

uCertify provides full length practice tests. These tests closely follow the exam objectives and are designed to simulate real exam conditions. Each course has a number of test sets consisting of hundreds of items to ensure that learners are prepared for the certification exam.

Here's what you get



Features

Each question comes with detailed remediation explaining not only why an answer option is correct but also why it is incorrect.

Unlimited Practice

Each test can be taken unlimited number of times until the learner feels they are prepared. Learner can review the test and read detailed remediation. Detailed test history is also available.

Each test set comes with learn, test and review modes. In learn mode, learners will attempt a question and will get immediate feedback and complete remediation as they move on to the next question. In test mode, learners can take a timed test simulating the actual exam conditions. In review mode, learners can read through one item at a time without attempting it.

12. Live Labs

The benefits of live-labs are:

- Exam based practical tasks
- Real equipment, absolutely no simulations
- Access to the latest industry technologies
- Available anytime, anywhere on any device
- Break and Reset functionality
- No hardware costs

Lab Tasks

Identifying the Need for Security in Your Software Projects

- Identifying Vulnerabilities in an Application
- Cracking a Password Hash
- Fixing a Password Hash Vulnerability

Handling Vulnerabilities

- Identifying Vulnerabilities in a Software Project
- Examining the Project Files
- Identifying Software Defects and Misconfiguration
- Managing People Risks
- Managing Software Development Process Risks

Designing for Security

- Designing for Security

Developing Secure Code

- Performing a Memory-Based Attack
- Finding Common Web Vulnerabilities
- Handling Privacy Defects

Implementing Common Protections

- Handling Authentication and Authorization Defects
- Protecting Data in Transit and at Rest
- Reviewing Error Handling
- Improving Error Handling
- Protecting Sensitive Data and Functions
- Staging a Persisted XSS Attack on an Administrator Function

- Protecting Database Access

Testing Software Security

- Performing Manual Inspection and Review
- Performing Code Analysis
- Using a Test Suite to Automate Unit Testing

Maintaining Security in Deployed Software

- Monitoring and Logging a Deployed Application

Here's what you get

23

LIVE LABS

13. Post-Assessment

After completion of the uCertify course Post-Assessments are given to students and often used in conjunction with a Pre-Assessment to measure their achievement and the effectiveness of the exam.

GET IN TOUCH:

 3187 Independence Drive
Livermore, CA 94551,
United States



+1-415-763-6300



support@ucertify.com



www.ucertify.com

www.uCertify.com